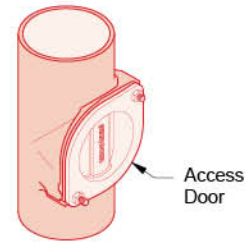
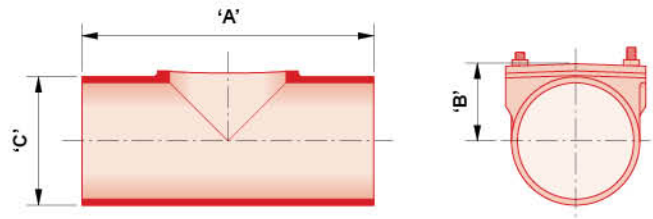




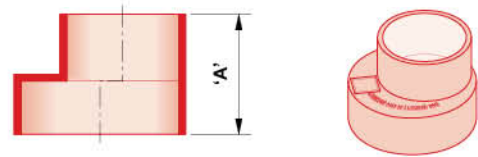
Pipes - with Access Door

Product code	Typical dimension			
	Nominal Diameter (mm)	Dim. (mm) 'A'	Dim. (mm) 'B'	Dim. (mm) 'C'
C8045.03029	100	250	60	110
C8045.03032	150	280	85	160



Pipes - Tapered

Product code	Typical dimension	
	Nominal Diameter (mm)	Dim. (mm) 'A'
C844.03064	100X50	80
C844.03068	100X70	85
C844.03076	150X50	90
C844.03077	150X70	100
C844.03079	150X100	105
C844.03087	200X100	115
C844.03090	200X150	125
C844.03093	250X100	125
C844.03094	250X150	135
C844.03096	250X200	145
C844.30010N	300X100	150
C844.03053	300X150	150
C844.03055	300X200	160
C844.03057	300X250	170



Valves - Sewage Reflux Level Invert

Product code	Typical dimension					
	Nominal Diameter (mm)	Dim. (mm) 'A'	Dim. (mm) 'B'	Dim. (mm) 'C'	Dim. (mm) 'D'	Dim. (mm) 'E'
C898.10RFVS	100	160	110	388	233	110
C898.15RFVS	150	212	160	545	284	150

Note: If extension to surface is required, contact your local Crevet Office.

